

triton baffle beamTM

HIGH SOUND ABSORBING CEILING BEAM



TECHNICAL DATA SHEET BPIR - CLASS 1



triton baffle beam™

High Sound Absorbing Ceiling Beam

Technical Data Sheet - BPIR Class 1

Triton Baffle Beams™ is a made in NZ high sound absorbing ceiling system designed to provide an attractive linear aesthetic and to control unwanted noise. Triton Baffle Beams™ are available in a range of sizes, decorative finishes and mounting systems for direct fix or suspended use.

Application

Baffle Beams™ are ideal for corporate offices, corridors, show rooms, hospitality, retail and public spaces.

Composition

Non combustible glass wool acoustic core with Sonatex™ laminate or LPL to 5 sides.

Features & Benefits

- Attractive linear aesthetic.
- High sound absorption rating for control of reverberation.
- Beam width & length — 45mm wide x 2400mm long(max.)
- Shallow or deep Beam options, 60, 75, 90, 125, 175, 275, 575mm
- Range of Sonatex acoustic laminate finishes including three wood prints to add warmth to interiors.
- Three mounting systems allow for direct fix to a solid lining, or fixed to suspended sub-frames.
- Fire Group 1-S. 1
- Non-combustible core, no molten droplets in a fire.
- Light weight for seismic design.
- Dimensionally stable, will not warp or twist with humidity.
- Allows for airflow and flexible lighting arrangements.
- GreenTag Certified / Level A.
- ISO 9001 registered quality management program.
- Packaging take back and reuse scheme (NZ only).
- Made in NZ, short lead times including replacement parts.

Technical Specifications:

Item #	Size (nominal)*
BB45.6.24	45 x 60 x 2400 mm
BB45.7.24	45 x 75 x 2400 mm
BB45.9.24	45 x 90 x 2400 mm
BB45.12.24	45 x 125 x 2400 mm
BB45.17.24	45 x 175 x 2400 mm
BB45.27.24	45 x 275 x 2400 mm
BB45.57.24	45 x 575 x 2400 mm



ISO 9001:2015 Registered Firm No. NZ1014

© 2024 Copyright ASONA Ltd Asona, Triton Baffle Beam, Sonatex, are trademarks of Asona Ltd, Donn, Key-Lock, ScrewFix are trademarks of Rondo Building Services Pty Ltd
*All dimensions are nominal. We reserve the right to change specifications.
Ref. Baffle Beam-24.5

Asona Ltd.
Office and Factory
6 Mahunga Drive, Māngere
Bridge, Auckland 2022
New Zealand

Contact
T: +64(0)9 525 6575
E: info@asona.co.nz
W: www.asona.co.nz
NZBN: 9429036035175

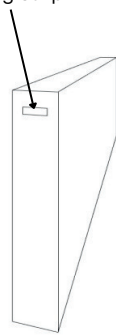
asona

Mounting Systems:

Direct Fix Baffles: For baffles direct fixed to plasterboard linings or direct to building soffit use the ECD method. ECD is an External Channel Direct fix system which consists of a colour matched tissue wrapped top C channel that is supplied separately from the baffle and is set out and screw fixed to the structure. The Triton baffles are then friction and glue fixed into the ECD channel.

Suspended Baffles: There are 2 methods to suspend baffles.

IFSS/IFSC: Asona Triton Baffle Beams have an internal fixing strip located centrally within the baffle down the entire length. This allows baffles to be screw fixed to a suspended frame such as Rondo Donn® exposed grid or Rondo Key-Lock® or ScrewFix® channel systems. Either of these are ideal for retrofitting below existing suspended ceilings or for new installations.



Acoustic Performance:

Triton Baffle Beams are made from a high sound absorbing glasswool board. The selected baffle size, baffle spacing and mounting method will have a significant influence on the level of sound absorption achieved in a room. Eg:

45x275mm @ 300mm ctrs, NRC 0.75 (Test report: T1326-2)
45x275mm @ 600mm ctrs, NRC 0.55 (Test report T1326-2a)

For baffles fixed to Rondo Donn® grid then additional absorption or attenuation can be achieved by using Triton 25™ NRC 0.95 or Triton Duo 60™ NRC 0.95/ CAC 44 acoustic ceiling panels installed into the grid system.

Consult Asona for advice.

Environmental Impact:

GreenTag certified level A, core contains 80% recycled waste glass, product and packaging can be reused/recycled in NZ. Low VOC <0.002 Mg/M²/hr per ASTM D5116.

Laminate Finishes:

Baffles are available with standard Sonatex white, black, grey, wood prints, RAL colours. Refer to online Sonatex finishes charts for colour and print selections.

Light Reflectance Value:

85% per BS8493:2008, White

Limitations:

- For interior use only, and not in direct contact with water.
- Maximum humidity/temperature 99% R/H at 45°C.

Back loading — No overlay loads or M&E services on ECD, limits apply to Rondo DONN grid or Key-Lock/ScrewFix systems.

Maintenance:

Clean with vacuum, soft brush or damp cloth.

NZ Building Act

This product is not subject to a warning or ban under Section 26.

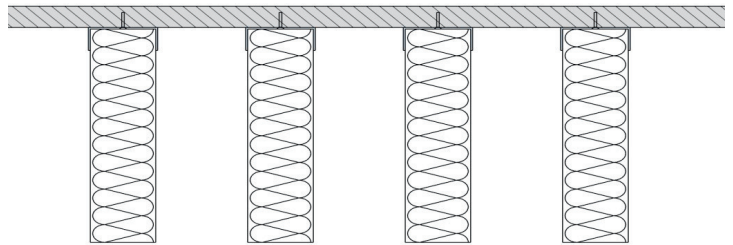
NZ Building Code Compliance:

• B2 Durability – Clause B2.3.1 (c) (i): Asona Triton Baffle Beams with only normal maintenance will have a minimum durability of at least 5 years when installed in accordance with; manufacturer's installation requirements and AS/NZS 2785:2020.

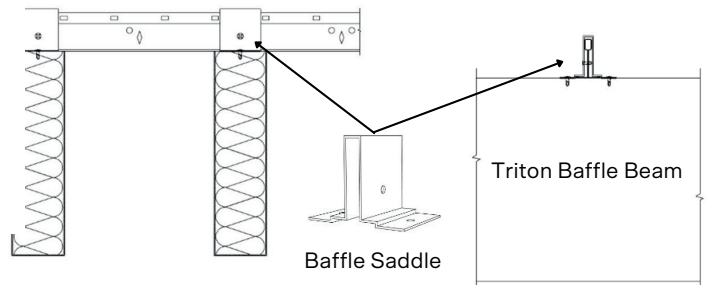
• C3 Fire – Clause C/AS2 3.4(a): Asona Triton Baffle Beams have a Fire Material Group Number 1-S* by NZBC verification method C/VM2 Appendix A, tested in accordance with ISO 5660 or ISO 9705. * Under test

(NCC BCA C1.10 clause 4, spec A2.4 clause 4. Group 1).

* Group # rating based on similar Triton tested products



ECD external top C channel direct fix to solid lining



IFSS/IFSC internal fixing strip for screw fixing the Baffle to suspended frames such as Rondo Donn® grid with the Baffle Saddle (IFSS) or to furring channels (IFSC).

Warranty:

10 year limited warranty against manufacturing defects.

Weight: (approx.)

45 mm, 4.5 kg/m²

Installation:

Triton Baffle Beams are a finishing trade, installation shall not commence until the building is water tight, dry and free of dust and debris. Space baffles evenly as per drawings. To join panels saw cut ends and use the Baffle Beam alignment Biscuits and construction adhesive to butt join. Cap open cut ends with Sonatex or with a small end section from a beam. Refer to the Technical Installation Manual for full details.

Direct fix method:

1. ECD system—screw fix ECD top C channel to soffit using flat head screws suitable for the substrate. Apply bead of construction adhesive to inside corners of channel, fit baffle and ensure adhesive contacts the top of the baffle, align and support as required. For continuous runs of baffle glue butt ends and use temporary C channel support at the join until set.

Suspended fix methods:

There are two options available to suit a project.

1. IFSS system—attaching baffles to suspended 24mm T grid (by others) using Asona Baffle Saddle from above. Use a 6g x 32mm screw. Position baffles with 100 mm gap between ends. Adjust cross tee centres to pick up load from baffle ends eg 150mm from ends.
2. IFSC system—screw fix baffle to suspended furring channel. Use a 6g x 32mm screw. Position baffles with 100 mm gap between ends. Adjust furring channel centres to pick up load from baffle ends. 100 —250mm from ends.

Specification:

Linear acoustic ceiling shall be Asona Triton Baffle Beams manufactured and supplied by Asona Ltd Tel: +64(0)9 525 6575 info@asona.co.nz, item # (), size shall be 45 x () x 2400 (~ other) mm, colour shall be Sonatex (white) (black) (RAL7040 grey)(RAL7030 grey)(wood print TON 1127) (other). Mounting system shall be (ECD direct to solid lining) (IFSS)(IFSC) suspension. Baffle spacing shall be (100)(200)(300) mm (other), position baffles (end on end with 100 mm gap) (end on end with butt join). Contractor shall flat pack packaging and return to Asona for reuse and register the ceiling with Asona on practical completion. (Asona ceiling Masterspec 5172AA specification available).



ISO 9001:2015 Registered Firm No. NZ1014

© 2024 Copyright ASONA Ltd Asona, Triton Baffle Beam, Sonatex, are trademarks of Asona Ltd, Donn, Key-Lock, ScrewFix are trademarks of Rondo Building Services Pty Ltd *All dimensions are nominal. We reserve the right to change specifications. Ref. Baffle Beam-24.5

Asona Ltd.
Office and Factory
6 Mahunga Drive, Māngere
Bridge, Auckland 2022
New Zealand

Contact
T: +64(0)9 525 6575
E: info@asona.co.nz
W: www.asona.co.nz
NZBN: 9429036035175

asona